










RIWKC Event Survey 07

1. Name (optional) Hometown			Response Percent	Response Count
Name:			81.7%	76
State:			94.6%	88
Country:			97.8%	91
			<i>answered question</i>	93
			<i>skipped question</i>	14

2. Did you sail in this year's RIWKC (2007)? (if not, please skip to section 3)			Response Percent	Response Count
Yes			84.9%	90
No			15.1%	16
			<i>answered question</i>	106
			<i>skipped question</i>	1

3. THE BOAT Did you skipper or crew in the 2007 Rolex International Women's Keelboat Championships?			Response Percent	Response Count
Skipper			33.0%	29
Crew			67.0%	59
			<i>answered question</i>	88
			<i>skipped question</i>	19

4. Tell us about the J/22 you sailed in this event

		Response Percent	Response Count
I sailed my own J/22		35.6%	26
I purchased a J/22 for this event		0.0%	0
I borrowed a boat		31.5%	23
I chartered a boat		34.2%	25
Approximate fee paid for charter			24
answered question			73
skipped question			34



5. If you chartered a boat, please use the following scale for all questions that apply

	Strongly Disagree	Somewhat Disagree	Neutral	Somewhat Agree	Strongly Agree	N/A	Rating Average	Response Count
It was easy to find a charter boat	3.4% (1)	0.0% (0)	10.3% (3)	10.3% (3)	17.2% (5)	58.6% (17)	3.92	29
I used the Houston Yacht Club website Boat Finder	3.2% (1)	6.5% (2)	6.5% (2)	12.9% (4)	0.0% (0)	71.0% (22)	3.00	31
The charter fees were reasonable	0.0% (0)	6.9% (2)	17.2% (5)	6.9% (2)	6.9% (2)	62.1% (18)	3.36	29
I was happy with the boat I chartered	2.7% (1)	2.7% (1)	2.7% (1)	18.9% (7)	45.9% (17)	27.0% (10)	4.41	37
answered question								40
skipped question								67



6. The J22							
	Strongly Disagree	Somewhat Disagree	Neutral	Agree Somewhat	Agree Strongly	Rating Average	Response Count
I enjoyed sailing the J/22	1.2% (1)	1.2% (1)	1.2% (1)	16.3% (14)	80.2% (69)	4.73	86
I would prefer a different keelboat	62.0% (44)	5.6% (4)	25.4% (18)	7.0% (5)	0.0% (0)	1.77	71
If so, which one?							6
<i>answered question</i>							86
<i>skipped question</i>							21

7. The RACING							
	Strongly Disagree	Somewhat Disagree	Neutral	Somewhat Agree	Agree Strongly	Rating Average	Response Count
I liked the length of the event	1.1% (1)	1.1% (1)	1.1% (1)	24.1% (21)	72.4% (63)	4.66	87
I was satisfied with the 11 race series	1.1% (1)	1.1% (1)	0.0% (0)	16.1% (14)	81.6% (71)	4.76	87
I liked the courses overall	1.1% (1)	5.7% (5)	3.4% (3)	21.8% (19)	67.8% (59)	4.49	87
I liked the length of the races	2.3% (2)	0.0% (0)	1.2% (1)	19.8% (17)	76.7% (66)	4.69	86
I liked the length of the legs	2.3% (2)	0.0% (0)	1.1% (1)	19.5% (17)	77.0% (67)	4.69	87
Offset marks following the windward mark were important	1.1% (1)	0.0% (0)	1.1% (1)	6.9% (6)	90.8% (79)	4.86	87
I liked gates at the leeward marks	1.1% (1)	0.0% (0)	0.0% (0)	14.9% (13)	83.9% (73)	4.80	87
Suggestions or Comments about the Racing							47
<i>answered question</i>							87
<i>skipped question</i>							20

8. The PARTIES								
	Disagree Strongly	Somewhat Disagree	Neutral	Somewhat Agree	Agree Strongly	N/A	Rating Average	Response Count
I enjoyed the Opening Ceremonies	0.0% (0)	1.1% (1)	8.0% (7)	16.1% (14)	70.1% (61)	4.6% (4)	4.63	87
I enjoyed the Tuesday Tex-Mex buffet	0.0% (0)	1.2% (1)	12.8% (11)	27.9% (24)	51.2% (44)	7.0% (6)	4.39	86
I enjoyed the Wednesday Hayride and BBQ	0.0% (0)	5.7% (5)	8.0% (7)	21.8% (19)	50.6% (44)	13.8% (12)	4.36	87
I enjoyed the Thursday NASA Space Center Gala	0.0% (0)	4.6% (4)	2.3% (2)	13.8% (12)	75.9% (66)	3.4% (3)	4.67	87
I enjoyed the Rolex Final Awards party	0.0% (0)	1.1% (1)	4.6% (4)	16.1% (14)	72.4% (63)	5.7% (5)	4.70	87
I enjoyed the daily after-race experience	0.0% (0)	0.0% (0)	3.4% (3)	26.4% (23)	67.8% (59)	2.3% (2)	4.66	87
Tucker Thompson's video is an important part of the evening	0.0% (0)	0.0% (0)	9.2% (8)	19.5% (17)	70.1% (61)	1.1% (1)	4.62	87
The overall party/social experience was great	1.2% (1)	0.0% (0)	1.2% (1)	16.3% (14)	80.2% (69)	1.2% (1)	4.76	86
Entertainment was appropriate	1.2% (1)	0.0% (0)	2.4% (2)	22.4% (19)	71.8% (61)	2.4% (2)	4.67	85
Suggestions/Comments about the Parties								50
answered question								87
skipped question								20

9. I would prefer to have another free evening during the event			
		Response Percent	Response Count
Yes		28.6%	24
No		71.4%	60
If so, which social event would you delete?			24
answered question			84
skipped question			23

10. The SOCIAL details							
	Disagree Strongly	Somewhat Disagree	Neutral	Somewhat Agree	Agree Strongly	Rating Average	Response Count
I prefer to have the social functions offsite (rather than at the club)	2.3% (2)	31.0% (27)	47.1% (41)	16.1% (14)	3.4% (3)	2.87	87
Formality of the party environment was appropriate	0.0% (0)	2.3% (2)	14.0% (12)	27.9% (24)	55.8% (48)	4.37	86
Quality and volume of food & drink was appropriate	1.1% (1)	4.6% (4)	4.6% (4)	23.0% (20)	66.7% (58)	4.49	87
Price of the tickets was good	1.2% (1)	10.7% (9)	36.9% (31)	21.4% (18)	29.8% (25)	3.68	84
Availability of tickets was good	0.0% (0)	4.7% (4)	20.0% (17)	22.4% (19)	52.9% (45)	4.24	85
The number of social events was good	0.0% (0)	4.6% (4)	8.0% (7)	34.5% (30)	52.9% (46)	4.36	87
Suggestions/Comments about the Social							29
<i>answered question</i>							87
<i>skipped question</i>							20

11. MERCHANDISE Did you pre-order merchandise from Houston YC for your team?			
		Response Percent	Response Count
Yes		10.8%	9
No		89.2%	74
<i>answered question</i>			83
<i>skipped question</i>			24

12. MERCHANDISE								
	Disagree Strongly	Somewhat Disagree	Neutral	Somewhat Agree	Agree Strongly	N/A	Rating Average	Response Count
Overall variety/selection of the merchandise was was good	6.3% (5)	22.8% (18)	20.3% (16)	26.6% (21)	11.4% (9)	12.7% (10)	3.16	79
The price of the merchandise was appropriate	1.3% (1)	8.9% (7)	24.1% (19)	31.6% (25)	20.3% (16)	13.9% (11)	3.71	79
Other (please specify)								28
answered question								79
skipped question								28

13. TROPHIES								
	Disagree Strongly	Somewhat Disagree	Neutral	Somewhat Agree	Agree Strongly	N/A	Rating Average	Response Count
Variety and quality of series trophies were good	1.2% (1)	0.0% (0)	8.3% (7)	11.9% (10)	57.1% (48)	21.4% (18)	4.58	84
Variety and quality of daily prizes were good	2.4% (2)	4.8% (4)	10.7% (9)	17.9% (15)	50.0% (42)	14.3% (12)	4.26	84
The special awards were good	0.0% (0)	2.4% (2)	16.7% (14)	14.3% (12)	53.6% (45)	13.1% (11)	4.37	84
The skipper's gift bags and giveaways were good	0.0% (0)	3.5% (3)	5.9% (5)	5.9% (5)	78.8% (67)	5.9% (5)	4.70	85
It is OK to have different trophies/complimentary gear for the skipper and crew	5.8% (5)	12.8% (11)	12.8% (11)	26.7% (23)	37.2% (32)	4.7% (4)	3.80	86
Fun awards should be given (furthest distance traveled, best amateur, biggest one-day jump in the standings, middle-of-the pack, etc)	0.0% (0)	4.7% (4)	7.1% (6)	15.3% (13)	71.8% (61)	1.2% (1)	4.56	85
Comments/Suggestions about Trophies								25
answered question								86
skipped question								21

14. PRE-REGATTA INFORMATION								
	Disagree Strongly	Somewhat Disagree	Neutral	Somewhat Agree	Agree Strongly	N/A	Rating Average	Response Count
I found it easy to register online.	4.5% (4)	11.4% (10)	8.0% (7)	23.9% (21)	23.9% (21)	28.4% (25)	3.71	88
Website information was timely and good	3.4% (3)	2.3% (2)	2.3% (2)	27.3% (24)	59.1% (52)	5.7% (5)	4.45	88
E-Mail info was timely and good	0.0% (0)	4.6% (4)	8.0% (7)	20.7% (18)	52.9% (46)	13.8% (12)	4.41	87
Overall amount of pre-regatta information (entry packets, NOR) was good	0.0% (0)	0.0% (0)	4.5% (4)	27.3% (24)	61.4% (54)	6.8% (6)	4.61	88
Timeliness of pre-regatta information was good	0.0% (0)	1.1% (1)	5.7% (5)	25.0% (22)	61.4% (54)	6.8% (6)	4.57	88
I would prefer to get my information via e-mail	0.0% (0)	3.4% (3)	13.8% (12)	14.9% (13)	58.6% (51)	9.2% (8)	4.42	87
I would prefer to get my information via RSS newsfeed	10.6% (9)	15.3% (13)	41.2% (35)	1.2% (1)	2.4% (2)	29.4% (25)	2.57	85
I used the Crew Finder and was satisfied with the info	1.2% (1)	1.2% (1)	8.4% (7)	0.0% (0)	10.8% (9)	78.3% (65)	3.83	83
Comments/Suggestions								21
answered question								88
skipped question								19

15. REGATTA Logistics								
	Disagree Strongly	Somewhat Disagree	Neutral	Somewhat Agree	Agree Strongly	N/A	Rating Average	Response Count
Launching at HYC was easy	0.0% (0)	3.5% (3)	1.2% (1)	21.2% (18)	67.1% (57)	7.1% (6)	4.63	85
Docking at HYC was easy	0.0% (0)	5.8% (5)	3.5% (3)	18.6% (16)	70.9% (61)	1.2% (1)	4.56	86
The measurement process went smoothly	0.0% (0)	0.0% (0)	3.5% (3)	8.1% (7)	79.1% (68)	9.3% (8)	4.83	86
The notice board was accessible and up-to-date	0.0% (0)	2.3% (2)	4.7% (4)	9.3% (8)	83.7% (72)	0.0% (0)	4.74	86
Regatta notices were easy to find	0.0% (0)	2.3% (2)	3.5% (3)	9.3% (8)	83.7% (72)	1.2% (1)	4.76	86
The yacht club facilities were adequate	0.0% (0)	0.0% (0)	0.0% (0)	7.0% (6)	93.0% (80)	0.0% (0)	4.93	86
The racing area was adequate	0.0% (0)	0.0% (0)	0.0% (0)	3.5% (3)	96.5% (83)	0.0% (0)	4.97	86
HYC's event organizers and staff were helpful	0.0% (0)	0.0% (0)	0.0% (0)	2.4% (2)	97.6% (82)	0.0% (0)	4.98	84
Comments/Suggestions								34
answered question								86
skipped question								21













16. Accolades Is there any member of the Houston YC event who stood out to you? (jury, race committee, hospitality, etc)	
	Response Count
	60
answered question	60
skipped question	47

17. What did Houston Yacht Club do very well?			
			Response Count
			59
			<i>answered question</i>
			59
			<i>skipped question</i>
			48

18. What can Houston Yacht Club do to make this event better?			
			Response Count
			48
			<i>answered question</i>
			48
			<i>skipped question</i>
			59



19. How many Rolex IWKC's have you sailed in?				
		Response Average	Response Total	Response Count
Total		2.23	214	96
As skipper		1.45	93	64
As crew		1.49	125	84
			<i>answered question</i>	98
			<i>skipped question</i>	9



20. In which RIWKC's have you sailed?

		Response Percent	Response Count
2007		89.6%	86
2005		34.4%	33
2003		31.3%	30
2001		22.9%	22
1999		7.3%	7
1997		10.4%	10
1995		8.3%	8
1993		4.2%	4
1991		3.1%	3
1989		3.1%	3
1987		5.2%	5
1985		5.2%	5
		answered question	96
		skipped question	11

21. I attended a 2007 RIWKC Clinic - Road to Rolex, JR Road to Rolex, Next Step to Rolex			
	Yes	No	Response Count
Houston Road to Rolex	16.9% (12)	83.1% (59)	71
New Hampshire Road to Rolex	0.0% (0)	100.0% (67)	67
Annapolis Road to Rolex	8.3% (6)	91.7% (66)	72
New Orleans Road to Rolex	11.0% (8)	89.0% (65)	73
South Africa Road to Rolex	0.0% (0)	100.0% (65)	65
Marblehead JUNIOR Road to Rolex	0.0% (0)	100.0% (67)	67
Houston NEXT STEP to Rolex	1.5% (1)	98.5% (66)	67
	answered question		82
	skipped question		25

22. CLINICS - Road to Rolex, Jr Road to Rolex, Next Step to Rolex								
	Strongly Disagree	Somewhat Disagree	Neutral	Agree Somewhat	Agree Strongly	N/A	Rating Average	Response Count
The clinic was priced correctly	0.0% (0)	0.0% (0)	2.9% (2)	2.9% (2)	25.7% (18)	68.6% (48)	4.73	70
The clinic coach was good	0.0% (0)	0.0% (0)	1.4% (1)	4.3% (3)	32.9% (23)	61.4% (43)	4.81	70
The clinic gave my team the confidence to attend the RIWKC	0.0% (0)	0.0% (0)	7.1% (5)	4.3% (3)	25.7% (18)	62.9% (44)	4.50	70
The clinic was a good tune-up for my team	0.0% (0)	0.0% (0)	1.4% (1)	5.7% (4)	31.4% (22)	61.4% (43)	4.78	70
	Comments/Suggestions for Clinics							14
	answered question							71
	skipped question							36

23. Do you think hosting clinics during the off-year of the event would be valuable?			
		Response Percent	Response Count
Yes		90.6%	77
No		9.4%	8
		Other (please specify)	9
		answered question	85
		skipped question	22

24. Would you attend a Rolex Clinic in an off-year?			
		Response Percent	Response Count
Yes		80.2%	69
No		19.8%	17
		answered question	86
		skipped question	21

25. SELECTING THE BOAT							
	Strongly Disagree	Somewhat Disagree	Neutral	Somewhat Agree	Strongly Agree	Rating Average	Response Count
Widespread US distribution of the selected keelboat is important	1.0% (1)	1.0% (1)	9.4% (9)	33.3% (32)	55.2% (53)	4.41	96
Popularity of the boat inside the US is important	1.0% (1)	0.0% (0)	7.3% (7)	37.5% (36)	54.2% (52)	4.44	96
Popularity of the boat outside the US is important	3.1% (3)	4.2% (4)	14.6% (14)	47.9% (46)	30.2% (29)	3.98	96
Keeping the event in one type of boat is important	1.0% (1)	5.2% (5)	7.3% (7)	21.9% (21)	64.6% (62)	4.44	96
The J/22 is a perfect boat for this event	0.0% (0)	2.1% (2)	7.3% (7)	25.0% (24)	65.6% (63)	4.54	96
I would sail this event if it were sailed in Sonars	22.3% (21)	22.3% (21)	23.4% (22)	21.3% (20)	10.6% (10)	2.76	94
I would sail this event if it were sailed in Etchells	20.4% (19)	35.5% (33)	19.4% (18)	17.2% (16)	7.5% (7)	2.56	93
I would sail this event if it were sailed in J-24s	24.5% (23)	19.1% (18)	18.1% (17)	25.5% (24)	12.8% (12)	2.83	94
I would sail this event if it were sailed in J-80s	14.6% (14)	15.6% (15)	20.8% (20)	32.3% (31)	16.7% (16)	3.21	96
Comments/Suggestions about the Boat							28
answered question							97
skipped question							10

26. SCHEDULING THE REGATTA

	Strongly Disagree	Somewhat Disagree	Neutral	Agree Somewhat	Agree Strongly	Rating Average	Response Count
November is the perfect time to hold this regatta	3.1% (3)	22.7% (22)	32.0% (31)	30.9% (30)	11.3% (11)	3.25	97
Holding the event during the school year is important	10.4% (10)	14.6% (14)	65.6% (63)	6.3% (6)	3.1% (3)	2.77	96
Holding the event during the summer is important	12.4% (12)	16.5% (16)	48.5% (47)	16.5% (16)	6.2% (6)	2.88	97
It is important for the event to rotate around the country	2.0% (2)	1.0% (1)	22.4% (22)	50.0% (49)	24.5% (24)	3.94	98
Hosting the event at one venue one time is enough	14.4% (14)	42.3% (41)	30.9% (30)	9.3% (9)	3.1% (3)	2.44	97
The event needs to stay at one venue for at least two times	1.0% (1)	4.1% (4)	27.8% (27)	40.2% (39)	26.8% (26)	3.88	97
Comments/Suggestions on Timing							27
answered question							98
skipped question							9

27. REGATTA FORMAT							
	Strongly Disagree	Somewhat Disagree	Neutral	Agree Somewhat	Agree Strongly	Rating Average	Response Count
I like the compressed format (2 measurement/registration days, 4 racing days)	0.0% (0)	4.2% (4)	13.5% (13)	35.4% (34)	46.9% (45)	4.25	96
I preferred the old format (2 measurement/registration days, 5 racing days)	9.7% (9)	21.5% (20)	47.3% (44)	15.1% (14)	6.5% (6)	2.87	93
I like having an 11 race series.	0.0% (0)	1.0% (1)	11.2% (11)	38.8% (38)	49.0% (48)	4.36	98
I liked having the event end on a Saturday	2.1% (2)	4.2% (4)	12.5% (12)	33.3% (32)	47.9% (46)	4.21	96
I would prefer to have the event end on a Friday	13.7% (13)	26.3% (25)	42.1% (40)	10.5% (10)	7.4% (7)	2.72	95
I would like the event to end on a holiday weekend (like Columbus)	11.5% (11)	12.5% (12)	61.5% (59)	11.5% (11)	3.1% (3)	2.82	96
Comments/Suggestions on Regatta Format							16
answered question							99
skipped question							8

28. CHOOSING THE VENUE How likely would you be to participate in a future event at each of these locations?

	Not at all	Not likely	Neutral	Somewhat Likely	Very likely	Rating Average	Response Count
New Orleans, LA	6.5% (6)	7.5% (7)	10.8% (10)	29.0% (27)	46.2% (43)	4.01	93
San Diego, CA	6.3% (6)	27.4% (26)	17.9% (17)	21.1% (20)	27.4% (26)	3.36	95
San Francisco, CA	10.4% (10)	24.0% (23)	18.8% (18)	24.0% (23)	22.9% (22)	3.25	96
Chicago, IL	2.1% (2)	12.5% (12)	20.8% (20)	36.5% (35)	28.1% (27)	3.76	96
Houston, TX	0.0% (0)	4.2% (4)	6.3% (6)	16.8% (16)	72.6% (69)	4.58	95
Annapolis, MD	5.2% (5)	7.3% (7)	8.3% (8)	36.5% (35)	42.7% (41)	4.04	96
Newport, RI	7.4% (7)	8.4% (8)	11.6% (11)	33.7% (32)	38.9% (37)	3.88	95
Cleveland, OH	9.6% (9)	19.1% (18)	16.0% (15)	24.5% (23)	30.9% (29)	3.48	94
Rochester, NY	5.3% (5)	16.8% (16)	18.9% (18)	28.4% (27)	30.5% (29)	3.62	95
Minnesota	11.6% (11)	31.6% (30)	20.0% (19)	20.0% (19)	16.8% (16)	2.99	95
Miami, FL	6.3% (6)	6.3% (6)	15.8% (15)	31.6% (30)	40.0% (38)	3.93	95
St. Petersburg, FL	6.3% (6)	5.3% (5)	10.5% (10)	31.6% (30)	46.3% (44)	4.06	95
I would like to see the RIWKC go to:							25
answered question							97
skipped question							10


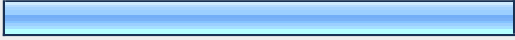
29. If you did not compete in 2007, what was your reason for not competing?		Response Count
		11
	<i>answered question</i>	11
	<i>skipped question</i>	96



30. Are you planning to attend the 2009 RIWKC event in Houston? Why or why not?		Response Count
		86
	<i>answered question</i>	86
	<i>skipped question</i>	21

31. What do you think about the Rolex IWKC entry fee?						
	Stongly Disagree	Somewhat Disagree	Neutral	Agree Somewhat	Agree Strongly	Response Count
The price was about right for the week event.	1.1% (1)	9.8% (9)	20.7% (19)	34.8% (32)	33.7% (31)	92
It was too expensive: fewer parties, lower price please	9.0% (8)	24.7% (22)	44.9% (40)	15.7% (14)	5.6% (5)	89
It wasn't enough...I'd pay much more for all of that fun!	19.8% (17)	24.4% (21)	48.8% (42)	5.8% (5)	1.2% (1)	86
				Other (please specify)		22
				<i>answered question</i>		93
				<i>skipped question</i>		14

32. PARTICIPATION We're always trying to increase our national participation. We tried to schedule this event with the US Sailing calendar in mind (Adams Cup, Olympic Trials) and with an eye on the hurricane season. We also aggressively marketed it to past participants. What else do we need to do to increase the NATIONAL numbers?		
		Response Count
		38
	<i>answered question</i>	38
	<i>skipped question</i>	69

33. INTERNATIONAL PARTICIPATION We're also trying to increase our international participation. We tried to schedule this event with the ISAF calendar in mind, and aggressively marketed it to the yngling sailors. What else do we need to do to increase the INTERNATIONAL numbers?		
		Response Count
		34
	<i>answered question</i>	34
	<i>skipped question</i>	73



34. Did you receive the glossy Notice of Race brochure in the mail?			
		Response Percent	Response Count
Yes		43.8%	42
No		56.3%	54
		<i>answered question</i>	96
		<i>skipped question</i>	11



35. Did you register for the US Sailing ListServ to receive event emails?			Response Percent	Response Count
Yes			51.6%	49
No			48.4%	46
			<i>answered question</i>	95
			<i>skipped question</i>	12



36. Where/when did you first learn about this event?		Response Count
		72
		<i>answered question</i>
		72
		<i>skipped question</i>
		35

37. Did you read/hear about the 2007 RIWKC regatta during this past year? If so, where?		Response Count
		61
		<i>answered question</i>
		61
		<i>skipped question</i>
		46

38. Did you read/hear about the 2007 RIWKC clinics during this past year? If so, where?		Response Count
		56
		<i>answered question</i>
		56
		<i>skipped question</i>
		51

39. Would you like to get involved with the US SAILING International Women's Keelboat Championships Committee?			Response Percent	Response Count
Yes			15.6%	14
No			84.4%	76
			<i>answered question</i>	90
			<i>skipped question</i>	17

40. Would you like to become involved with US Sailing in general?			Response Percent	Response Count
Yes			35.2%	31
No			64.8%	57
			<i>answered question</i>	88
			<i>skipped question</i>	19

41. Would you be interested in organizing a Road to Rolex Clinic in your area?			Response Percent	Response Count
Yes			33.3%	30
No			66.7%	60
			<i>answered question</i>	90
			<i>skipped question</i>	17

42. Would you like to be contacted directly by the committee for these opportunities or for anything in general? If so, please provide your contact information below(name, phone and/or email) or contact championships@ussailing.org			Response Count
			30
			<i>answered question</i>
			30
			<i>skipped question</i>
			77

43. Are there any clarifications you wish to make to any of your answers? Are there any other comments or suggestions you would like to add? Is there anything we should have asked?

		Response Count
		32
	<i>answered question</i>	32
	<i>skipped question</i>	75